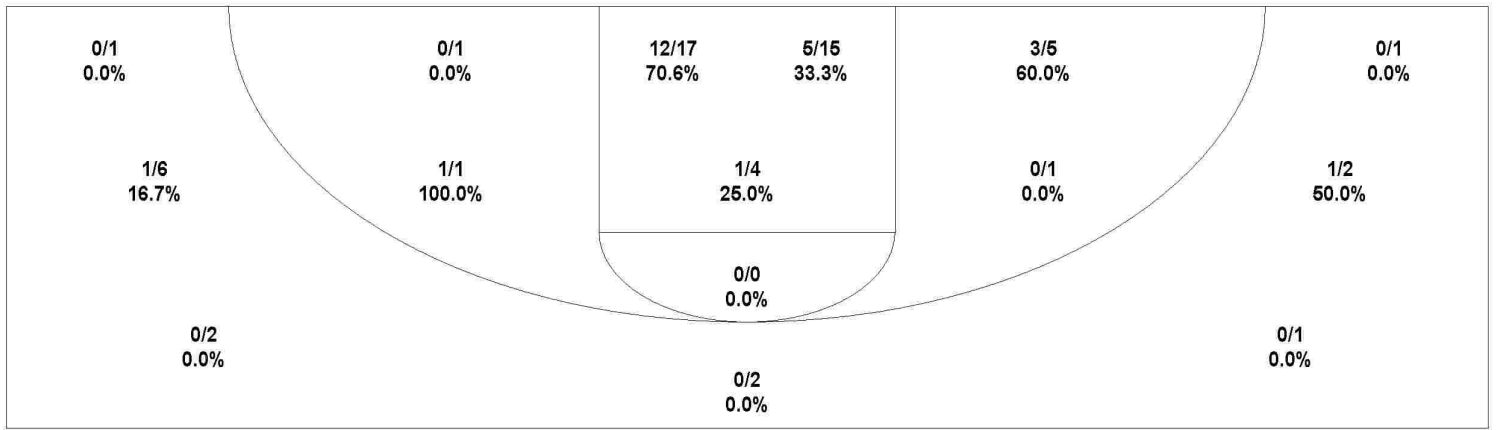
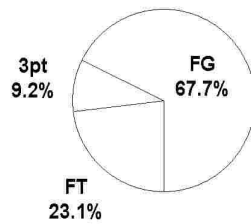


2005 AHSAA State Basketball Championships - TEAM SHOT CHART for the Midfield Patriots
Midfield Patriots vs. Pisgah Eagles
 DATE: 03/05/2005 TIME: 10:00 SITE: BJCC

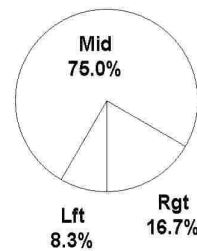


Shot Summary	M/A	%	PTS
3Pt FG	2/15	13.3%	6
2Pt FG	22/44	50.0%	44
Layups - L	0/0	0.0%	0
Layups - R	0/0	0.0%	0
Dunks	0/0	0.0%	0
Putbacks	0/0	0.0%	0
Overall Shooting	24/59	40.7%	50
Free Throws	15/21	71.4%	15
Total Points			65

Scoring Distribution




Scoring Locations



By Period	FG	FGA	FG%	3Pt	3PA	3P%	FT	FTA	FT%	PTS	ORB	DRB	TR	PF	AST	TO	BS	ST	P/S
1st Period	6	13	46.2	2	3	66.7	6	8	75.0	20	6	4	10	2	4	4	0	1	1.18
2nd Period	6	11	54.5	0	1	0.00	3	6	50.0	15	4	8	12	7	1	7	0	1	1.07
3rd Period	5	12	41.7	0	3	0.00	4	4	100	14	3	7	10	7	0	6	0	1	1.00
4th Period	7	23	30.4	0	8	0.00	2	3	66.7	16	8	3	11	7	1	1	0	4	0.67
Game	24	59	40.7	2	15	13.3	15	21	71.4	65	21	22	43	23	6	18	0	7	0.94

Scoring Breakdown



Scoring Range

